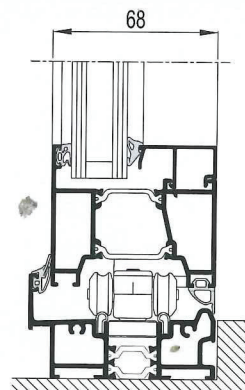





CONCEPT FOLDING 68

Endless enjoyment

R
REYNAERS
aluminium



Answering the needs of contemporary architecture, the Concept Folding 68 system combines design, comfort and space efficiency. The wide range of possibilities to unfold numerous glass panes makes the borders between in- and exterior literally vanish.

The folding principle of this high quality system allows you to combine thermal comfort and transparency, with the choice to open to the inside or the outside of the building, whatever fits the specific need.

The elements come in every colour and finish, if desired, offering a different colour for the interior and the exterior, all in order to perfectly match the building.







DESIGN FREEDOM COMBINED WITH PERFORMANCE

Your choice of CF 68 guarantees a complete freedom in design. The system can be used to fold open to the inside or to the outside, from 1 up to 7 opening leaves, removing all borders and blending interior into exterior!






Besides the standard window hardware solution, CF 68 can feature a main door principle, in which the first leaf is used as an entrance door without affecting the other folding leaves. This entrance door is equipped with a handle on both sides, so it can be accessed from the outside.

TECHNICAL CHARACTERISTICS

					
Variants		Flush threshold	Low threshold	Double weather seal	High performance
Visible width / height	Frame / Threshold	0-15 mm	9-30 mm	23-44 mm	23-74 mm
	Frame-vent section	100 mm			
	Vent-vent section	131 mm			
Overall system depth		68 mm			
Maximal element height		2500 mm			
Maximal vent weight		90 kg			
Rebate height		14 mm			
Glass thickness		12-55 mm			
Glazing method		dry glazing with EPDM or neutral silicones			
Thermal insulation		23 mm, 27,5 mm and 32 mm fibreglass reinforced polyamide strips			
HI variant		extra insulation foams			

In order to meet all comfort and aesthetic requirements, CF 68 is highly thermally insulated and is available in 4 different threshold solutions, from high performance to low and even flush thresholds. With regard to safety, the system is available with a burglar resistance class 2, offering a high level of safety for your home.

PERFORMANCES

ENERGY		Flush threshold	Low threshold	Double weather seal	High performance
	Thermal Insulation ⁽¹⁾ EN ISO 10077-2	Uf-value down to 1.8 W/m ² K(*), depending on the profile combination			
COMFORT					
	Air tightness, max. test pressure ⁽²⁾ EN 12207	Not applicable	Class 2	Class 4	Class 4
	Water tightness ⁽³⁾ EN 12208	Not applicable	Class 4A (150 Pa)	Class 7A (300 Pa)	Up to Class 9A (600 Pa)
	Wind load resistance ⁽⁴⁾ EN 12211; EN 12210	Not applicable	Class B2	Class C2	Class C2
SAFETY					
	Burglar resistance ⁽⁵⁾ ENV 1627 - ENV 1630	Not applicable	RC2	RC2	RC2

This table shows classes and values of performances, which can be achieved for specific configurations and opening types.

- (1) The Uf-value measures the heat flow. The lower the Uf-value, the better the thermal insulation of the frame.
- (2) The air tightness test measures the volume of air that would pass through a closed window at a certain air pressure.
- (3) The water tightness testing involves applying a uniform water spray at increasing air pressure until water penetrates the window.
- (4) The wind load resistance is a measure of the profile's structural strength and is tested by applying increasing levels of air pressure to simulate the wind force.
- (5) The burglar resistance is tested by static and dynamic loads, as well as by simulated attempts to break in using specified tools. This variant requires specific burglar resistance accessories.